



PolyFlex™ TPU90

For other languages, please visit
www.polymaker.com

INDEX

1.0 My first print	4,5	4.0 Polymaker Technologies	
2.0 PolyFlex™ TPU90		4.1 Jam-Free™	10
2.1 Product data sheet	6	4.2 Warp-Free™	10
2.2 Product comparison charts	7	4.3 Ash-Free™	10
3.0 Product Families		4.4 Layer-Free™	11
3.1 PolyLite™	8	4.5 Nano-Reinforcement	11
3.2 PolyMax™	8	4.6 Stabilized Foaming™	11
3.3 PolyFlex™	8	5.0 Hardware	
3.4 PolyMide™	9	5.1 PolyBox™	12
3.5 PolyDissolve™	9	5.2 Polysher™	13
3.6 Specialty	9	6.0 About Polymaker	14
		7.0 Contact Us	15

My first print

1) Prepare the gcode

Download the MyFirstPrint.stl on www.polymaker.com

Load the stl file in your favorite slicer.

Enter the correct settings for PolyFlex™ TPU90;

Property	Value
Nozzle temperature	210°C - 230°C
Bed temperature	25°C - 60°C
Nozzle speed	30mm/s - 60mm/s
Cooling fan	ON
Layer height	0.2
Infill	20%
Number of outlines (shell)	3
Top/Bottom layers	4

Note: It is recommended to slightly increase the extrusion multiplier (+0.2) to ensure a more consistent extrusion.

2) Prepare the printer

- Clean the build plate and prepare it with the right surface:
We recommend to print **PolyFlex™ TPU90** on BuildTak®, glass with glue or painters tape.
- Level the build plate.
- It is recommended to clean the nozzle when you change the material to prevent partial clog.

Note: It is recommended to place the printer in a well ventilated area.

3) Prepare the filament

- Carefully open the resealable bag, remove the spool and close the bag back to preserve the desiccant bag.
- It is recommended to store **PolyFlex™ TPU90** in the **PolyBox™** to prevent moisture absorption which will lower the quality and the mechanical properties of the print.
- Load the filament in your printer and wait until you have a consistent extrusion.
- At the end of the print, make sure to correctly store the filament back in the resealable bag if you are not using the **PolyBox™**

4) Start the print

When the print begins make sure the first layer is correctly laid down and sticking well to the bed before leaving the printer to finish the print.

PolyFlex™ TPU90

PolyFlex™ TPU90, created from Covestro's Addigy® family, is a thermoplastic polyurethane (TPU) based filament designed to provide great flexibility without compromising on printing speed. It also has the ability to resist ultra-violet (UV) light or sunlight.

Available colors: 

Physical properties

Property	Testing method	Typical value
Density	ASTM D792 (ISO 1183, GB/T 1033)	1.12 (g/cm ³ at 21.5°C)
Melt Index	185 °C, 1.2 kg	6.1 (g/10 min)

Mechanical properties

Property	Testing method	Typical value
100% modulus (X-Y)	ASTM D638 (ISO 527, GB/T 1040)	3.40 ± 0.42 (MPa)
Tensile strength (X-Y)	ASTM D638 (ISO 527, GB/T 1040)	12.1 ± 0.82 (MPa)
Elongation at break (X-Y)	ASTM D638 (ISO 527, GB/T 1040)	638.8 ± 15.5 (%)
Shore hardness	ASTM D2240 (ISO 7619, GB/T 31)	90A

Note: Please refer to the TDS for the data with specimens printed with 1.20 extrusion multiplier

Drying settings

70 °C for 12h

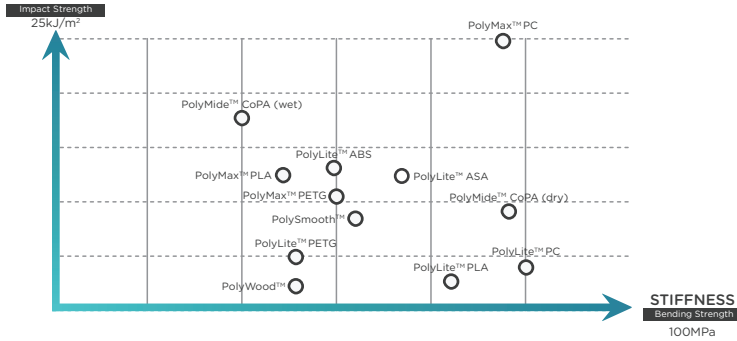
Diameter accuracy (2.85/1.75 mm):

70%	is within	+/- 0.01
97%	is within	+/- 0.02
99%	is within	+/- 0.03
99.9%	is within	+/- 0.04


Weight accuracy:

600g	+/-	20g
750g	+/-	20g
1000g	+/-	30g
3000g	+/-	60g

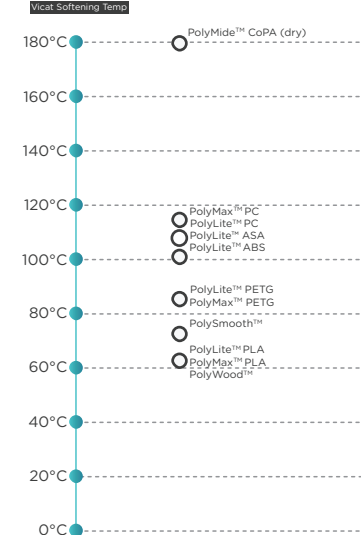
TOUGHNESS



STRENGTH



HEAT RESISTANCE



Product Families



PolyLite™ is a family of 3D printing filaments made with the best raw materials to deliver exceptional quality and reliability. PolyLite™ covers the most popular 3D printing materials to meet your everyday needs in design and prototyping.



PolyMax™ is a family of advanced 3D printing filaments produced with Polymaker's Nano-reinforcement technology, to deliver exceptional mechanical properties and printing quality.



PolyFlex™ is a family of high-quality flexible materials. It provides the perfect solution for applications where high flexibility and durability are required.



PolyMide™

CoPA, ⚙️ PA6-CF, ⚙️ PA6-GF

PolyMide™ is a family of Nylon/polyamide based filaments. Produced with Polymaker's Warp-Free™ technology, PolyMide™ filaments deliver engineering properties intrinsic to Nylon and ease of printing.



PolyDissolve™

S1, S2

PolyDissolve™ is a family of dissolvable support filaments. This family offers support solution for our portfolio of filaments. It enables a greater design freedom.



Specialty

PolyWood™, PolySupport™, PolySmooth™, PolyCast™

⚙️ Polymaker™ PC-ABS, ⚙️ Polymaker™ PC-PBT

The Specialty family provides unique filaments from Polymaker to unlock new 3D printing applications.



Hardware


Polysher™, PolyBox™

Polymaker offers 3D printing accessories to optimize the user experience with their filaments.

Technologies


JAM-FREE™

Jam-Free™ technology improves the heat stability of Polymaker's PLA filaments with softening temperatures over 140 °C. As a result, Polymaker's PLA filaments show minimal softening in the "cold end" and can melt rapidly once entering the heating zone, leading to excellent printing quality with zero risk of nozzle jams.



Regular Nylon

With Warp-Free™



WARP-FREE™

Warp-Free™ technology enables the production of Nylon-based filaments that can be 3D printed with excellent dimensional stability and near-zero warpage. This is achieved by the fine control of micro-structure and crystallization behavior of Nylon, which enables the material to fully release the internal stress before solidification.

Without Ash-Free™

Ash content: 0.5%



With Ash-Free™

Ash content: 0.003%




ASH-FREE™

Ash-Free™ technology allows Polymaker's filament which has been designed for investment casting to burn off cleanly without any residue, enabling defect-free metal parts. 3D printing has been used to produce investment casting patterns as it cuts down both the cost and lead time for small-volume production runs.


LAYER-FREE™

Layer-Free™ technology involves exposing a 3D printed part to an aerosol of micro-sized alcohol droplets, generated by a rapidly vibrating, perforated membrane called the nebulizer. The aerosol will then be adsorbed by the surface of the 3D printed part and render it smooth and layer-free.



STABILIZED FOAMING™


Stabilized Foaming™ technology is used to produce foamed filaments, whose foam structure can survive the printing process and be inherited by the printed parts. This enables light weight 3D printed parts with unprecedented surface finish.



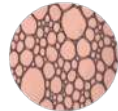
NANO-REINFORCEMENT

Nano-reinforcement technology is applied to produce filaments with excellent mechanical properties and printing quality. It dramatically improves the toughness of the material by increasing its impact resistance.

Wood



Stabilized Foaming™



FIBER ADHESION™

Fiber Adhesion™ technology improves the layer adhesion of fiber reinforced materials, by optimizing the surface chemistry of the fibers to achieve better dispersion and bonding to the matrix. This results in better strength along the Z-axis and reduced mechanical anisotropy.

Hardware

Polymaker offers 3D printing accessories to optimize the user experience with their filaments.

PolyBox™

PolyBox™ is a dry storage box designed to provide the optimum environment for 3D printing filaments. The PolyBox™ is compatible with all 3D printers and can house two 1kg spools or one 3kg spool.



Polysher™

The Polysher™ is a desktop post processing unit designed to remove layer lines from PolySmooth™ and PolyCast™ prints. The Polysher™ uses Polymaker's Layer-Free™ technology to create a fine mist of alcohol which evenly smooths the model.



Monitor your prints from anywhere with



THE SPAGHETTI DETECTIVE

The Spaghetti Detective's automatic failure detection can give added peace of mind, help prevent messy failures, and keep your printer up and running longer.

Advantages



MANAGE
PRINTING
REMOTELY



CATCH PRINT
HAZARDS
EARLY




MANAGE
EQUIPMENT
DAMAGE RISK



SAVE
TIME &
MONEY

Overview



Scan to Learn More

thespaghettidetector.com/polymaker.html

Polymaker hereby declares that our company and the above-mentioned company are only for commercial cooperation. There is no affiliation between Polymaker and the above-mentioned company, and Polymaker does not act as an agent of the above-mentioned company.

About Polymaker

Our Values



Customer
Oriented



Responsible



Entrepreneurial



Embracing
Innovation

Mission

Polymaker is committed to lowering the barriers to innovation and manufacturing, by continuously developing advanced 3D printing material technologies for industries and consumers.

Contact us

For any inquiries please contact:

inquiry@polymaker.com

For technical support please contact:

support@polymaker.com

The information provided in this document is intended to serve as basic guidelines on how particular product can be used. Users can adjust the printing conditions based on their needs and actual situations. It is normal for the product to be used outside of the recommended ranges of conditions. Each user is responsible for determining the safety, lawfulness, technical suitability, and disposal/recycling practices of Polymaker materials for the intended application. Polymaker makes no warranty of any kind, unless announced separately, to the fitness for any particular use or application. Polymaker shall not be made liable for any damage, injury or loss induced from the use of Polymaker materials in any particular application

